

Scaled data based on original data using
LM-79-08 Approved Method: Electrical and Photometric Measurements of Solid-
State Lighting Products

Test Report Prepared for
Cooper Lighting Solutions
(formerly Eaton)

Brand: INVUE

Report Number: P173603

Luminaire Tested: **ENT-FXX-LED-E1-BL3-7060-CWB**

Issue Date: 03/03/2020

Test Information

Test Method: LM-79-08
Report Number: P173603
REPORT IS SCALED FROM IESNA LM-79-08 TEST DATA (P33645)
Test Lab: INNOVATION CENTER-P3
Issue Date: 03/03/2020
Manufacturer: COOPER LIGHTING SOLUTIONS (FORMERLY EATON)
Product Line: INVUE
Catalog Number: ENT-FXX-LED-E1-BL3-7060-CWB
Description: ENTRI LED LUMINAIRE, EMERGENCY MODE
LIGHTBARS WITH AccuLED OPTICS - TYPE 3 W/ SPILL LIGHT CONTROL
Light Source: (14) 5700K CCT, 70 CRI LEDs
Ballast/Driver: -

Summary

Lumens per Lamp: N/A
Luminaire Lumens: 1482.3 lumens
Efficiency: N/A
Efficacy: 269.5 lumens/watt
Luminous Opening: Rectangular (W 1' x L: 0.33' x H: 0')
IES Classification: Type III - Short - Semi-Cutoff
BUG Rating: B0 - U0 - G1

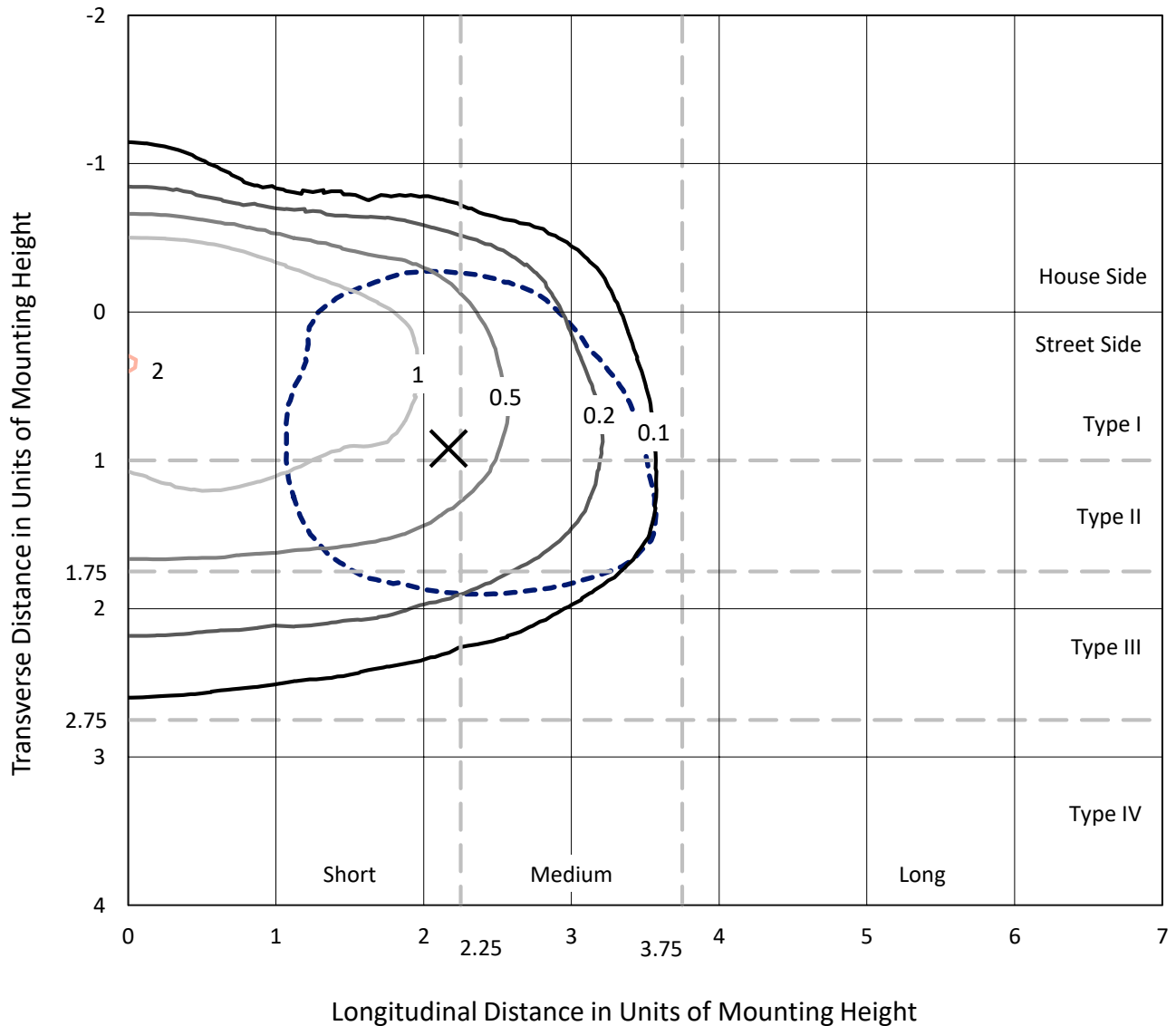
Input Watts (W): 5.5
Input Voltage (V): NR
Input Current (Ain): NR
Voltage Rise (V): NR
Power Factor: NR
Total Harmonic Distortion (THDi): NR
Frequency (hertz): 60
Stabilization Time: NR
Operation Time: NR
Ambient Temperature (°C): NR
Test Distance: 25 FT



REPORT NUMBER: P173603
 CATALOG NUMBER: ENT-FXX-LED-E1-BL3-7060-CWB

Iso-Footcandle Lines of Horizontal Illumination

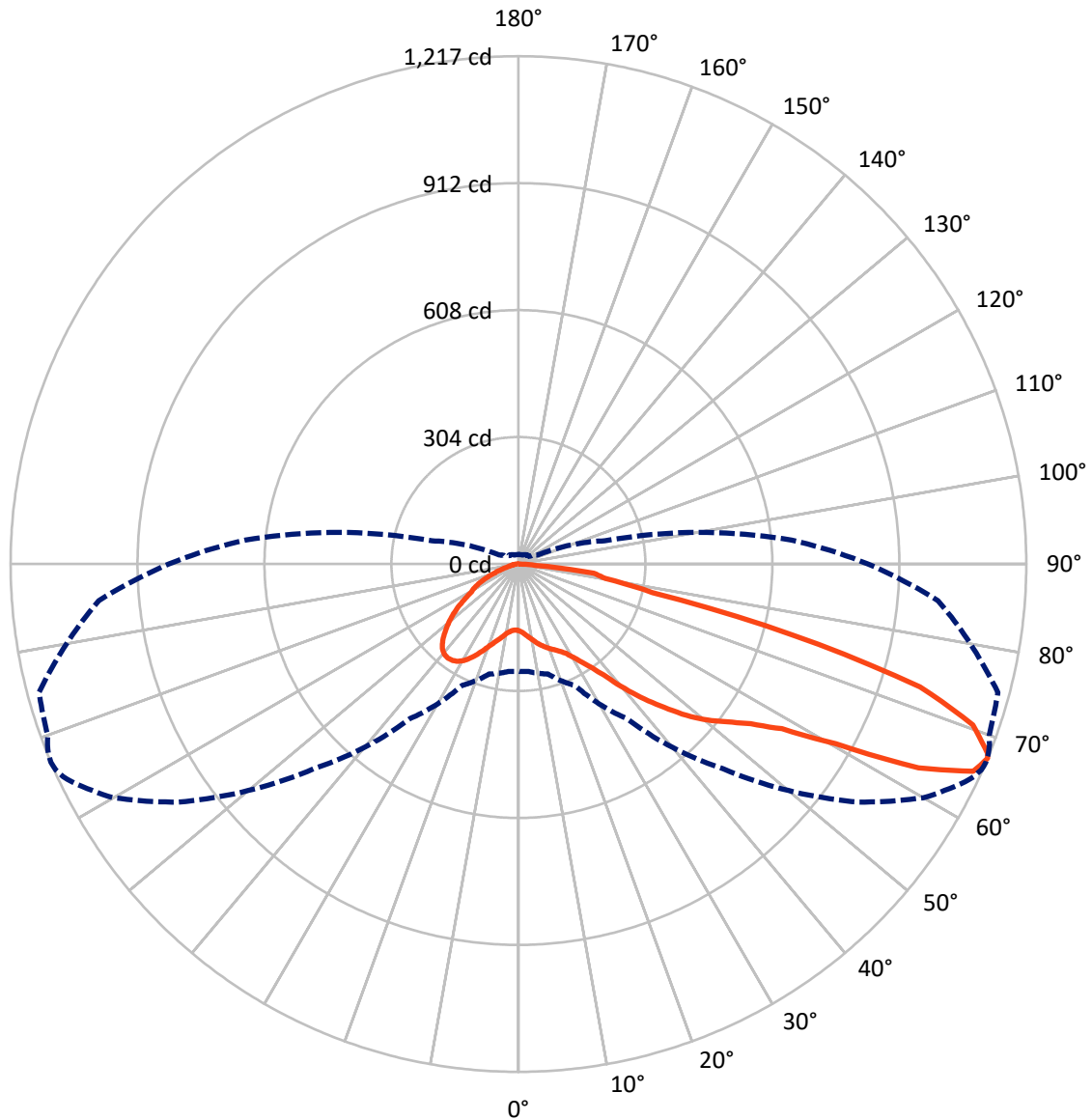
× Max cd
 - - - 1/2 Max cd



Based on 10 foot mounting height. Maximum calculated value = 2 fc
 Type III - Short - Semi-Cutoff

REPORT NUMBER: P173603
CATALOG NUMBER: ENT-FXX-LED-E1-BL3-7060-CWB

Luminous Intensity Polar Plot



— Vertical Plane Through 67-Deg Lateral - - - Horizontal Cone Through 67-Deg Vertical

REPORT NUMBER: P173603

CATALOG NUMBER: ENT-FXX-LED-E1-BL3-7060-CWB

FLUX DISTRIBUTION:

		Downward	Upward	Total
House Side	Lumens	359.9	0.0	359.9
	% Fixture	24.3	0.0	24.3
Street Side	Lumens	1122.4	0.0	1122.4
	% Fixture	75.7	0.0	75.7
Total	Lumens	1482.3	0.0	1482.3
	% Fixture	100.0	0.0	100.0

Coefficient of Utilization

ZONAL LUMENS:

Zone	Lumens	% Fixture
0°-10°	16.1	1.1
10°-20°	55.6	3.8
20°-30°	100.9	6.8
30°-40°	147.5	9.9
40°-50°	223.4	15.1
50°-60°	320.4	21.6
60°-70°	409.4	27.6
70°-80°	191.1	12.9
80°-90°	17.9	1.2
90°-100°	0.0	0.0
100°-110°	0.0	0.0
110°-120°	0.0	0.0
120°-130°	0.0	0.0
130°-140°	0.0	0.0
140°-150°	0.0	0.0
150°-160°	0.0	0.0
160°-170°	0.0	0.0
170°-180°	0.0	0.0
0°-90°	1482.3	100.0
0°-180°	1482.3	100.0



REPORT NUMBER: P173603

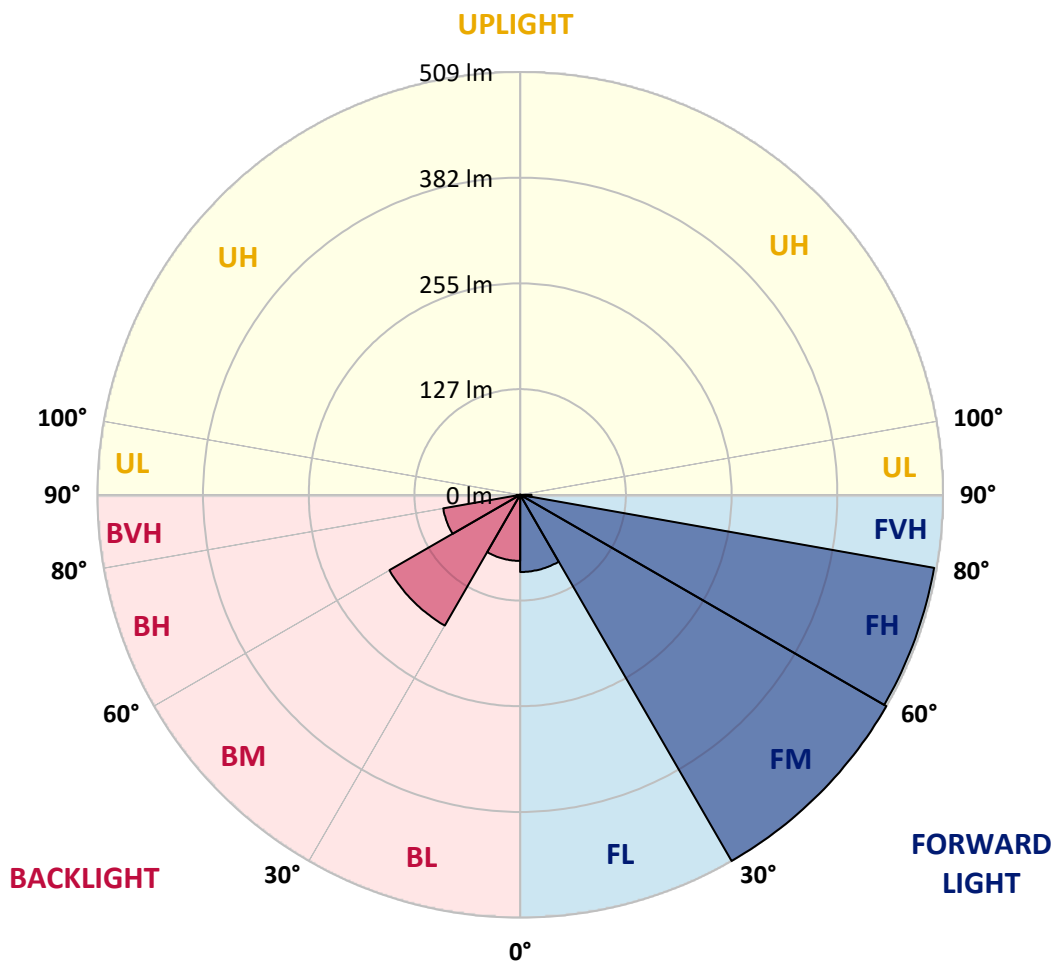
CATALOG NUMBER: ENT-FXX-LED-E1-BL3-7060-CWB

LUMINAIRE CLASSIFICATION SYSTEM LUMEN TABLE AND BUG RATING:

Zone		Lumens	% Fixture	Zone Rating/Lumen Limit		
				B	U	G
FL	(0°-30°)	93.0	6.3			
FM	(30°-60°)	509.4	34.4			
FH	(60°-80°)	506.4	34.2			G0/660
FVH	(80°-90°)	13.6	0.9			G1/100
BL	(0°-30°)	79.6	5.4	B0/110		
BM	(30°-60°)	181.8	12.3	B0/220		
BH	(60°-80°)	94.2	6.4	B0/110		G0/110
BVH	(80°-90°)	4.3	0.3			G0/10
UL	(90°-100°)	0.0	0.0		U0/0	
UH	(100°-180°)	0.0	0.0		U0/0	

BUG Rating: B0-U0-G1

Type III Short





REPORT NUMBER: P173603
 CATALOG NUMBER: ENT-FXX-LED-E1-BL3-7060-CWB

CANDELA DISTRIBUTION (FULL):

	0°	5°	15°	25°	35°	45°	55°	60°	61°	62°	64°
0°	159.6	159.6	159.6	159.6	159.6	159.6	159.6	159.6	159.6	159.6	159.6
2.5°	165.9	165.9	166.2	166.2	165.9	165.9	164.3	164.3	164.3	164.0	164.0
5°	175.0	175.3	175.3	175.0	174.4	173.3	171.1	171.1	171.1	170.8	170.3
7.5°	185.4	185.1	185.4	184.6	183.5	182.1	179.1	178.8	178.3	178.3	177.7
10°	196.9	196.1	196.9	195.8	193.6	191.1	187.6	186.5	186.5	186.5	185.4
12.5°	208.7	208.4	209.0	207.0	203.2	200.5	196.9	195.6	195.3	195.3	194.7
15°	221.6	221.3	219.7	216.7	211.7	209.2	205.1	203.5	203.2	203.2	202.4
17.5°	235.0	235.0	230.9	224.6	217.8	214.2	211.2	210.1	209.8	209.8	209.5
20°	246.5	246.5	241.1	230.6	220.8	216.9	215.8	215.8	215.8	215.8	216.1
22.5°	255.1	254.2	246.8	234.0	221.9	218.6	221.3	221.6	221.6	222.1	222.4
25°	258.9	258.6	249.8	234.5	221.6	221.0	227.1	227.9	228.4	229.0	229.8
27.5°	259.2	259.2	250.4	234.2	221.3	225.4	234.2	236.7	237.2	238.3	239.7
30°	256.4	256.7	249.3	234.0	223.2	233.7	245.4	250.1	251.2	252.9	255.1
32.5°	253.1	253.7	249.3	236.7	231.7	247.9	263.5	270.1	271.2	273.4	275.6
35°	253.7	254.5	255.3	247.6	250.7	272.3	294.8	298.7	298.4	301.9	303.0
37.5°	257.3	259.2	265.2	266.6	278.1	308.3	331.9	340.1	340.1	343.3	342.3
40°	257.8	260.8	275.9	291.8	314.6	351.6	383.9	393.6	393.6	394.9	394.4
42.5°	270.7	273.4	295.1	323.3	355.7	399.3	435.0	443.5	445.4	444.0	445.1
45°	294.0	295.9	322.5	358.2	395.5	445.1	484.9	493.1	495.0	493.6	492.0
47.5°	323.6	326.4	354.6	396.8	435.2	487.4	535.9	545.5	547.4	545.2	546.0
50°	348.3	353.5	383.7	433.6	473.6	523.6	575.4	588.5	590.2	590.2	590.7
52.5°	370.8	375.4	404.5	460.2	504.6	556.2	604.7	621.7	623.6	625.0	626.1
55°	380.1	384.8	413.8	471.7	523.6	586.6	638.7	661.5	662.6	666.1	670.8
57.5°	380.4	384.2	412.7	471.4	533.4	614.0	685.1	720.5	724.8	729.5	737.5
60°	354.6	359.3	387.8	457.7	541.7	644.8	755.3	820.3	826.6	840.0	857.6
62.5°	315.7	318.9	343.6	412.5	541.7	687.3	868.3	975.8	996.9	1018.8	1051.2
65°	279.5	281.9	297.6	357.1	503.3	721.8	986.5	1110.2	1132.9	1149.4	1176.8
67°	257.0	258.1	272.9	321.4	451.7	694.1	994.4	1119.5	1139.0	1156.0	1190.5
67.5°	249.3	250.1	264.1	312.4	435.8	677.4	982.4	1111.8	1132.9	1150.2	1185.3
70°	191.7	189.2	201.3	245.7	352.1	540.6	862.5	1011.7	1035.8	1058.9	1101.4
72.5°	114.4	110.8	118.5	142.6	228.2	379.8	654.1	830.2	860.9	889.7	945.4
75°	68.8	69.1	74.9	91.6	124.5	238.9	422.6	540.3	569.1	596.2	640.1
77.5°	34.3	34.0	39.2	53.2	90.8	148.4	245.4	311.6	321.1	334.0	328.8
80°	11.0	10.7	11.5	14.5	32.6	99.6	154.4	195.6	199.9	202.4	205.4
82.5°	1.7	1.9	2.2	3.6	6.0	23.9	96.0	136.0	142.1	149.2	162.9
85°	0.0	0.0	0.3	0.3	0.8	1.9	9.1	23.3	24.4	29.6	34.8
87.5°	0.0	0.0	0.0	0.3	0.6	0.8	1.4	1.4	1.4	1.4	1.4
90°	0.0	0.0	0.0	0.0	0.0	0.0	0.0	0.0	0.0	0.0	0.0



REPORT NUMBER: P173603
 CATALOG NUMBER: ENT-FXX-LED-E1-BL3-7060-CWB

CANDELA DISTRIBUTION (continued):

	65°	66°	67°	68°	69°	70°	75°	85°	90°	95°	105°
0°	159.6	159.6	159.6	159.6	159.6	159.6	159.6	159.6	159.6	159.6	159.6
2.5°	163.7	163.7	163.5	163.2	163.2	163.2	162.6	162.4	160.7	160.2	159.1
5°	170.3	170.3	169.7	169.5	169.2	169.2	168.4	166.7	164.5	163.2	161.0
7.5°	177.5	177.2	176.6	176.6	175.5	175.5	174.4	171.4	169.2	167.3	164.5
10°	185.7	185.4	184.6	184.3	183.7	183.2	182.1	178.5	176.4	173.9	170.6
12.5°	194.7	194.2	193.6	193.4	192.8	192.3	191.1	187.8	185.7	183.2	179.4
15°	202.7	202.4	201.8	201.6	201.6	201.0	200.2	197.2	195.0	192.3	189.2
17.5°	209.8	209.5	209.2	209.2	209.0	209.0	208.7	206.0	204.6	202.4	199.4
20°	215.8	216.1	216.1	216.1	216.4	216.7	217.2	215.8	214.5	212.5	210.9
22.5°	222.4	222.7	223.5	223.5	224.1	224.3	226.2	226.0	225.4	224.1	222.7
25°	230.4	230.9	231.5	232.3	232.6	233.4	236.7	238.1	237.0	236.1	237.5
27.5°	240.8	241.9	242.4	243.5	244.1	245.2	250.1	253.1	252.3	252.6	255.6
30°	256.4	257.5	259.2	259.7	261.6	262.2	267.9	272.6	272.6	272.1	277.5
32.5°	277.3	278.1	280.0	281.4	282.5	283.6	289.1	294.0	294.6	296.2	298.4
35°	304.7	305.2	306.3	308.5	308.3	308.8	311.8	316.8	319.5	323.3	316.8
37.5°	340.9	342.8	342.3	342.5	340.3	341.7	342.8	348.0	353.8	357.6	332.1
40°	392.5	393.8	392.5	390.5	388.9	388.1	386.4	392.2	397.1	394.4	344.2
42.5°	442.6	443.2	442.1	438.8	437.4	434.7	430.3	437.4	440.2	427.3	350.5
45°	492.3	491.5	489.5	489.0	486.3	483.5	481.0	485.7	484.6	459.4	353.2
47.5°	544.4	543.6	542.2	540.0	537.0	536.4	534.2	533.7	525.7	486.8	351.9
50°	589.9	590.5	587.4	588.5	587.2	584.4	582.5	583.6	564.7	510.9	349.1
52.5°	629.1	629.1	627.8	629.1	628.6	627.2	628.8	646.7	607.5	544.9	345.0
55°	674.7	676.3	675.2	676.6	677.4	680.4	687.3	729.0	671.4	586.6	335.7
57.5°	741.3	745.4	744.3	749.8	754.8	762.7	787.6	831.5	750.6	632.4	317.3
60°	860.9	874.3	873.8	883.4	893.2	902.3	945.9	954.4	840.3	692.2	303.6
62.5°	1060.0	1070.9	1075.6	1086.0	1092.3	1094.0	1129.1	1066.8	920.4	746.5	295.9
65°	1188.9	1193.3	1197.4	1196.0	1192.2	1185.9	1188.0	1056.4	893.8	711.7	254.0
67°	1204.2	1213.3	1216.6	1214.4	1208.6	1199.9	1189.1	1009.2	837.3	657.4	214.8
67.5°	1199.9	1209.2	1212.2	1210.3	1205.3	1198.8	1186.1	991.4	818.1	639.8	204.6
70°	1129.4	1142.8	1155.2	1159.3	1159.5	1158.4	1145.8	865.5	696.3	537.3	155.2
72.5°	962.9	980.2	1006.0	997.7	1010.9	1002.4	973.6	591.5	477.2	383.9	108.9
75°	649.7	657.4	678.2	654.4	656.6	641.5	529.6	343.6	295.9	249.8	65.6
77.5°	326.9	331.9	328.6	314.3	308.8	296.5	229.3	74.6	74.6	88.9	34.3
80°	207.3	209.2	211.4	214.8	218.9	219.4	159.1	22.0	19.7	20.6	18.6
82.5°	170.0	175.3	182.1	183.5	185.1	186.5	109.7	12.1	9.9	11.0	13.2
85°	39.5	42.8	40.9	36.2	38.7	29.9	15.3	4.9	4.4	5.5	9.1
87.5°	1.4	1.4	1.4	1.4	1.4	1.4	1.4	1.4	1.1	1.9	4.7
90°	0.0	0.0	0.0	0.0	0.0	0.0	0.0	0.0	0.0	0.0	0.0



REPORT NUMBER: P173603

CATALOG NUMBER: ENT-FXX-LED-E1-BL3-7060-CWB

CANDELA DISTRIBUTION (continued):

	115°	125°	135°	145°	155°	165°	175°	180°
0°	159.6	159.6	159.6	159.6	159.6	159.6	159.6	159.6
2.5°	158.0	157.2	156.1	155.8	155.5	155.0	154.7	154.4
5°	158.8	157.2	155.5	154.4	153.9	153.3	152.8	152.8
7.5°	162.1	160.2	157.7	156.6	155.5	154.7	154.1	154.1
10°	167.6	165.4	162.4	161.0	159.6	158.8	158.3	157.7
12.5°	175.8	173.1	169.5	167.3	165.9	165.6	165.1	164.8
15°	185.9	182.9	179.1	176.9	174.7	174.2	173.6	173.3
17.5°	196.1	193.6	190.6	186.8	182.4	178.8	177.2	176.9
20°	207.6	206.5	201.8	193.4	183.7	176.4	173.3	173.3
22.5°	222.1	219.1	207.9	192.8	178.5	168.1	164.0	164.0
25°	238.1	227.9	207.0	186.8	169.2	156.3	150.8	150.8
27.5°	252.0	230.4	202.1	176.6	155.2	141.2	134.9	134.7
30°	263.0	229.0	193.4	162.4	138.8	122.9	115.7	115.7
32.5°	269.0	224.3	181.3	145.6	118.8	100.7	91.9	92.1
35°	270.7	216.4	165.4	123.4	94.6	76.8	68.8	68.8
37.5°	269.0	203.8	145.6	99.0	70.7	58.1	52.1	51.6
40°	263.5	184.8	119.3	72.4	52.6	45.3	42.8	42.2
42.5°	252.6	162.1	89.7	51.8	42.2	39.2	38.7	38.4
45°	235.3	131.4	62.3	40.6	37.8	37.0	37.0	36.7
47.5°	213.7	100.4	44.4	35.9	35.6	35.6	35.6	35.6
50°	189.5	71.0	36.2	34.0	33.7	34.3	34.5	34.5
52.5°	164.5	49.6	33.2	32.6	32.1	32.9	33.2	33.2
55°	137.4	38.9	31.8	31.3	30.4	30.7	31.3	31.3
57.5°	109.4	34.5	31.3	30.4	28.8	28.8	29.3	29.3
60°	86.9	33.2	31.0	29.1	26.9	26.9	27.4	27.7
62.5°	72.7	32.9	31.0	27.7	26.1	25.2	25.8	25.8
65°	60.6	32.9	30.2	27.7	24.7	23.6	24.1	24.1
67°	50.7	32.4	29.6	27.7	24.1	22.8	22.8	22.8
67.5°	48.0	32.1	29.9	27.7	23.9	22.5	22.2	22.2
70°	35.9	29.1	29.9	28.0	23.3	20.6	20.0	20.0
72.5°	28.0	26.6	29.1	28.8	22.8	18.9	17.8	17.5
75°	22.8	24.1	29.3	28.0	21.4	17.3	15.6	15.3
77.5°	19.5	20.6	24.7	22.5	17.8	15.3	13.7	13.4
80°	15.3	17.5	17.5	15.3	13.2	12.3	11.5	11.5
82.5°	12.3	13.4	11.5	10.4	9.9	9.6	9.1	9.1
85°	10.1	11.0	8.5	7.7	7.4	7.1	6.6	6.6
87.5°	8.0	6.9	4.4	4.1	4.1	3.9	3.9	4.1
90°	0.0	0.0	0.0	0.0	0.0	0.0	0.0	0.0

(END OF REPORT)